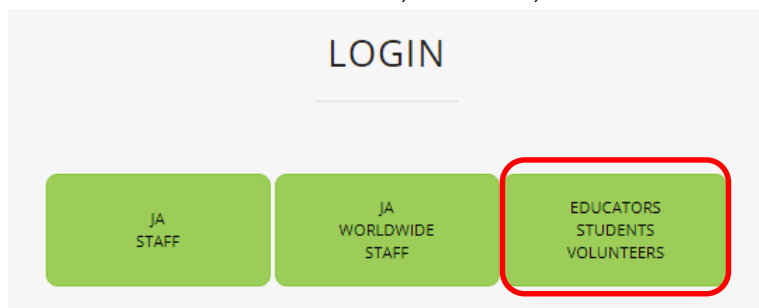


# JA Connect, the JA Learning Platform

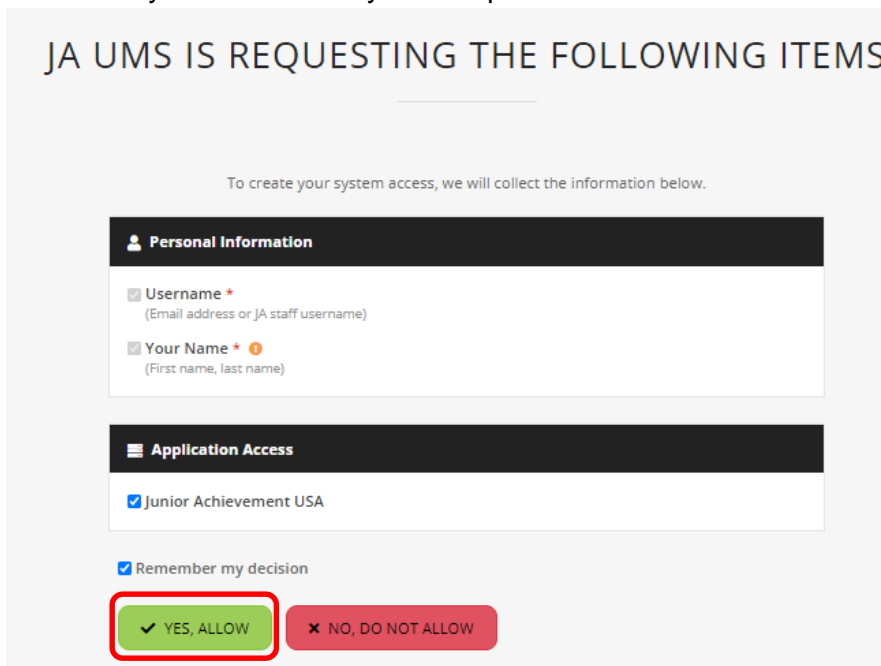
## Quick Start Guide for Educators

This guide will help you log in and access JA Connect, the Junior Achievement learning platform for JA blended-model programs *and* Resources. Please contact your local JA staff with any questions or concerns.

1. JA USA will send you a welcome email to confirm your registration and allow you to set your own password. Once registration is confirmed, proceed to step 2.
2. Open your Web browser (latest version of Mozilla Firefox or Google Chrome recommended) and go to <https://learn.ja.org/>.
3. Select the 3<sup>rd</sup> box – Educators, Students, Volunteers



4. Allow the system access to your computer.





JA BizTown®

5. Enter your login (email address) and password (you set up). \*If you've forgotten your password, please click 'forgot password' to reset.

The login page features the Junior Achievement logo at the top. Below it, the text reads "Welcome to Junior Achievement" and "Please log in to view courses and take some time to familiarize yourself with the easy-to-use teaching and learning tools." The login form includes a "Login:" label next to an email input field, a "Password:" label next to a password input field, a "Remember my password" checkbox, and a "Language:" dropdown menu currently set to "English (United States)". A large green "Log in" button with a play icon is positioned at the bottom of the form.

[Forgotten password?](#)  
[Test my configuration](#)  
[Cookie policy](#)

6. If this is your first time logging in, review the Junior Achievement - Terms of Use and Privacy Policy. Check the box to agree and select "Continue."

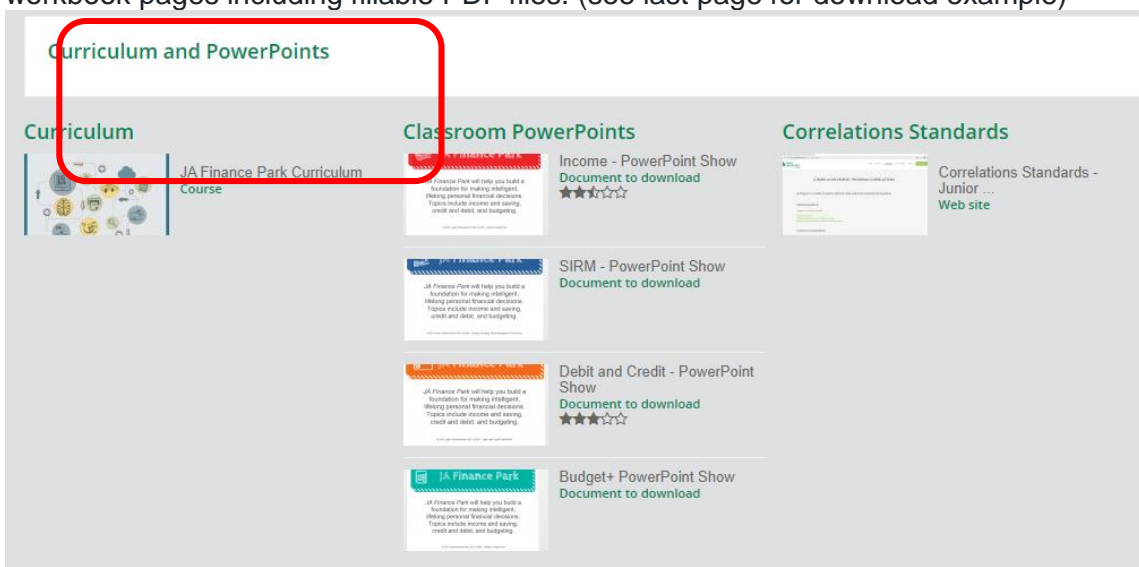
The page displays the "Junior Achievement - Terms of Use and Privacy Policy" with the Junior Achievement logo at the top. The text includes "Junior Achievement USA® Privacy Policy" and a detailed statement of privacy practices. Below this, there is a section titled "Our Privacy Vow" which states: "Your privacy is important. We strive to provide you with a safe and secure user experience. On occasion, there may be instances wherein information must be obtained in order to differentiate you from our thousands of other unique visitors. This helps us provide information and services that are most relevant to you. Our primary goal in...". At the bottom of the page, there is a checkbox with the text "By checking this box I agree to the terms and conditions use." and a "Continue" button.

- From the Home Page, you can access programs by selecting the link in the My JA Courses section. (Note: you may only see JA It's My Job (Soft Skills)™ in your login.)










**There are six sections in the JA Finance Park or JA BizTown Program Resources** About Our Program, Curriculum and PowerPoints, External Website Links, Supplements, Surveys and Videos.

**Curriculum and PowerPoints** – These are the PowerPoints that go hand-in-hand with the curriculum. Under “Curriculum” you’ll find digital copies of the teacher guide and digital student workbook pages including fillable PDF files. (see last page for download example)



**External Website Links** – Optional data/items to include in your curriculum.









### External Website Links

Links	Career Exploration Tools
 <p><b>Getting Started - JA Finance Park ...</b> Document to download</p>	 <p><b>JA Profile by Truity Instructions</b> Document to download</p>
 <p><b>Budget + JA Finance Park External ...</b> Document to download</p>	 <p><b>ONet Interest Profiler Instructions</b> Document to download</p>
 <p><b>SIRM - JA Finance Park External Webpages</b> Document to download</p>	
 <p><b>Income - JA Finance Park External ...</b> Document to download</p>	
 <p><b>Debit and Credit - JA Finance Park ...</b> Document to download</p>	

**Supplements** – These are items are included in the curriculum, but we've made readily available to download.

Supplements


Supplements

-  Budget+ Unit, High School Life Scenarios  
Document to download
-  JA Finance Park Budget-Extension ...  
Document to download
-  SIRM Unit, Insurance and Life Sheets ...  
Document to download
-  Budget+ Unit, Goals Cards  
Document to download
-  JA Finance Park Certificate Customizable  
Document to download
-  JA Finance Park Career Cluster Card ...  
Document to download
-  Budget+ Unit, Purchase List  
Document to download
-  Budget+ Unit, Summer Classified Ads  
Document to download

**Surveys** - Pre/post surveys to download. Please note, these are not digital.







Surveys

Pre and Post Program Survey

 Surveys - JA Finance Park Web site

**Videos** – Different videos to view on JA Finance Park or JA BizTown.

Videos

-  JA Finance Park Simulation Overview  
Video • 7 min.  
★★★★☆
-  JA Finance Park Simulation Overview ...  
Document to download
-  JA Finance Park Curriculum Overview  
Video • 5 min.
-  JA Finance Park Simulation Video  
Video • 3 min.
-  JA Finance Park Curriculum Overview ...  
Document to download
-  JA Finance Park Virtual Introductory ...  
Video • 2 min.  
☆☆☆☆☆

How to Download Files - after you click a link within the Resources, you may receive what looks like a green 'play' button. By clicking the triangle, the file will download to your computer OR it may display as a PDF and you'll need to download to your computer.

< Back Income - PowerPoint Show



JA Finance Park will help you build a  
intelligent,  
ial decisions.  
Topics include e and saving,  
credit and debit, and budgeting.

Click Here 

© 2014 Junior Achievement USA, M1203 – Income PowerPoint

 JA Finance Park®